

MEIG 美格

2017

2018 04

) (

			2017	12	31
106,670,000	10		1.00		
0		10	7		

		2017 1 1 2017 12 31
		2016 1 1 2016 12 31

			002881
	MeiG Smart Technology Co., Ltd		
	MeiG		
		5 A B	A
	518103		
		5 A B	A
	518103		
	www.meigsmart.com		
	forge@meigsmart.com		

		5 A B	
	A		
	0755-61163666		
	0755-61163452		
	forge@meigsmart.com		

	www.cninfo.com.cn

	493,180,540.81	228,149,062.88	116.17%	181,429,231.18
--	----------------	----------------	---------	----------------

1

2


	104,402,524.73	143,729,026.44	193,780,027.98	200,556,845.15
	7,186,160.71			

	-54,881.15	837,795.52	870,882.97	
			-4,258,475.52	
	1,076,173.12	882,366.72	61,991.19	
	6,092,086.97	5,038,672.94	-3,907,192.08	--

1

1

1



4G	4G	IDH	Android 4G 4G
	4G	OBM/ODM	4G

	OEM	
--	-----	--

1 4G 4G

2 4G

3

4

4G

4G

4G

4G

70

4GTD5F247271.234PRSD

	116,722,629.29	18.17%	93,008,311.46	19.39%	25.50%
4G	80,330,623.93	86.			

6

7

8

	333,123,924.34
	51.85%
	0.00%

108,434,243.62	16.88%
79,459,787.32	12.37%
60,469,788.81	9.41%
46,849,038.85	7.29%
37,911,065.74	5.90%
333,123,924.34	51.85%

87,991,330.76

	--	87,991,330.76	26.19%
--	----	---------------	--------

3

	2017	2016		
	11,087,828.01	7,779,009.11	42.54%	

	-16,962,893.37	3,395,054.94	-599.64%
	90,619,082.20		
	197,732,955.33	9,846,723.50	1,908.11%
	-107,113,873.13	-9,846,723.50	988.50%
	290,461,271.88	62,610,637.87	363.92%
	83,102,957.59	47,487,204.90	75.00%



0.00

0.00%

1

2

3

4

5

1

2017		20,875.65	5,180.24	5,180.24	0	0	0.00%	15,765.41		0
	--	20,875.65	5,180.24	5,180.24	0	0	0.00%	15,765.41	--	0
2017	6	2,667		23,896.32			3,020.67			20,875.65
	2017	12	31	5,180.24						15,765.41

2

	()		(1)		(2)	(3) (2)/(1)				

5,591.00 5,591.00 662.54 662.54

10%

		4G	2,000,000.00	20,531,608.03	8,246,751.11	52,993,614.45	4,116,892.67	5,279,598.64
		4G	1,000,000.00	2,693,051.77	2,331,483.70	15,545,754.72	2,907,767.10	2,755,138.14
			100,000.00	1,500,517.73	161,627.59	9,027,815.11		

2 4G

4G
4G

4G

4G

4G

4G

2

2017 12 31

30 90

19,588.74


40.02%

3

3


1	2016 6 20	2015	2015	
2	2017 6 28	2016	2016	
3		2017 12 31	10,667	10

10



90%

100%



50%

50%

100%

6

20



			6			
--	--	--	---	--	--	--


;

;

			90%			
			100%			
			6			
			20			
			6			
			2017 12			
			21			
			6			
					2017 06	

				22		
--	--	--	--	----	--	--

	； ； ； ； ； ； ；			2017 06 22		



;
(
); ;
; ;
;



			1			
				2		
				3		

			5			
--	--	--	---	--	--	--

				2017 06 22		

			5			
			30			

	40,000,000.00	2016 08 04	2019 08 31	
	50,000,000.00	2016 10 28	2019 10 28	
	42,850,000.00	2015 09 11	2018 09 10	

--	--	--	--

1

1

2

3

			1,646,894.59

3

1

		15,000	10,000	0
		15,000	10,000	0

2

4

1

2

1

2

3

		/
1.		
2.		

2,667

8,000

10,667

2,667

2017 6 22

2017 11

2017

2017 12

91440300799218456D

1

	80,000,00 0	100.00%						80,000,00 0	75.00%
3	80,000,00 0	100.00%						80,000,00 0	75.00%
	22,080,00 0	27.60%							

[2017]389

2,667 2017 6

8,000 10,667

	2017	2016	
/	0.60	0.58	3.45%
/	0.60	0.58	3.45%
	4.62	2.85	62.11%

2**1**

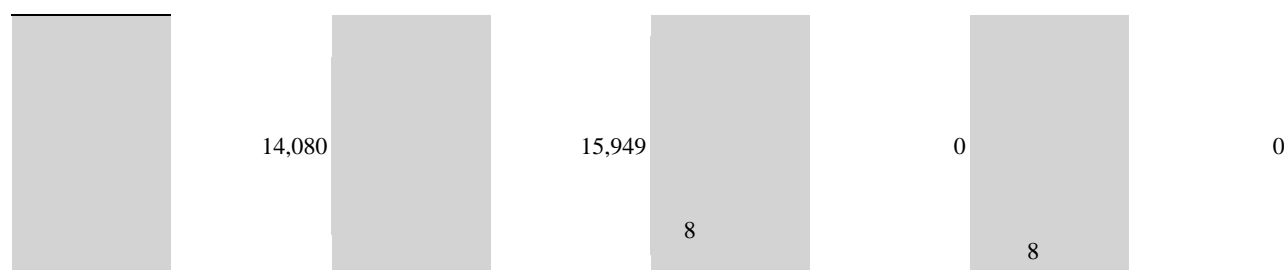
--	--	--	--

<http://www.cninfo.com.cn>

2

3

1



		0.45%	480,000		0	480,000		
	1	0.27%	289,600		0	289,600		
	28	0.18%	196,500		0	196,500		
		0.16%	171,000		0	171,000		
	10 3							
			10					
18					1,418,989			1,418,989
	3				657,600			657,600
					480,000			480,000
	1				289,600			289,600
28					196,500			196,500
					171,000			171,000
					168,000			168,000
					162,400			162,400
4					160,500			160,500
					129,500			129,500
10 10			10					
10					141,800			

10	4	
----	---	--

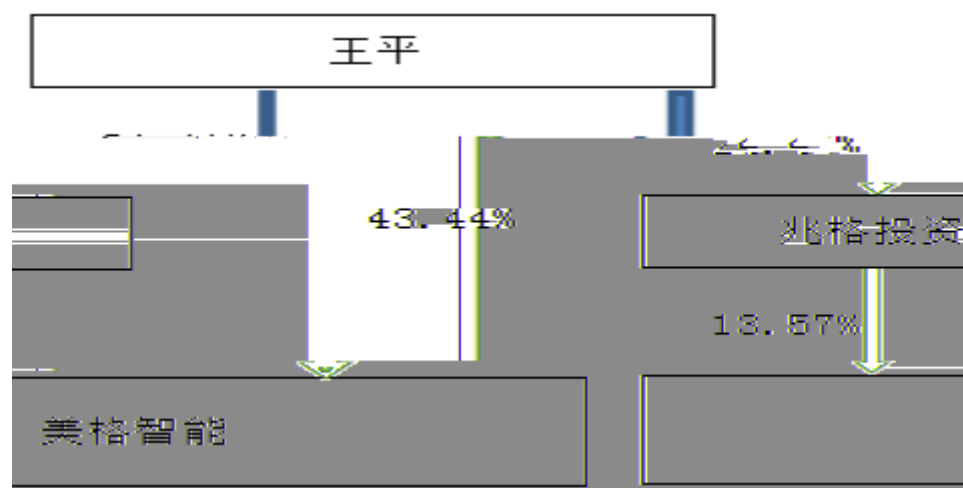
10

10

10

10

2



4 10%

	/			
()		2014 06 17	1,400	

5



- 1
- 2
- 3
- 4 1986

			2014 06 17		
			2014 12 16		

			2012 09 01		
			2013 09 30	2017 07 04	

			39		47.44	
			42		34	
			38		31.48	
			42		24.14	
			41		19.66	
			50		0	
			49		10	
			62		10	
			69		10	
			44		14.02	
			38		9.24	
			37		1.93	
			32		20.72	
	--	--	--	--	232.63	--

1

	1,933
	306
	2,239
	2,239
	0
	1,528
	59
	507
	16
	129
	2,239
	76
	285
	1,878
	2,239

2

3

1

2

3

9

3

4

1

3

5

6

7

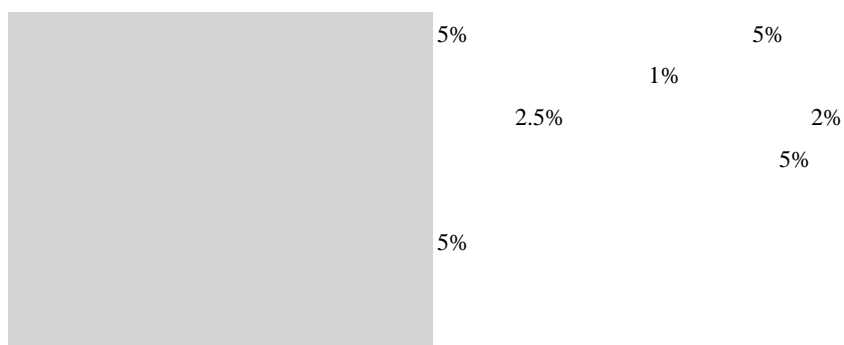
2

1

	7	2	5	0	0		0
	7	2	5	0	0		0
	7	2	5	0	0		0

2

3



	2018 04 26
	[2018] ZI10352

[2018] ZI10352

1

2017 12 31

2017

2017 12 31

2017

2

3

1	6.40	4.79	1
33.61%			

	2
	3
	4
	5
2	1
	2
	3
	4
	5

4

2017

5

6

1

2

3

4

5

6

	127,077,601.93	75,611,241.25
	493,180,540.81	228,149,062.88
	493,180,540.81	228,149,062.88
	815,281,078.52	473,075,742.04

2

	92,563,771.91	17,424,554.56
	146,608,335.57	102,662,148.39
	195,749,355.35	146,214,562.07
	17,987,047.04	12,913,872.86
	11,780,007.41	4,376,318.59
	134,757,433.20	79,542,749.14
	249,661.30	249,661.30
	109,426,858.01	2,749,570.54
	709,122,469.79	366,133,437.45
	3,082,880.00	3,082,880.00
	83,135,868.65	91,313,140.19



		1,235,842.97
	3,376,213.04	1,820,087.83
	3,376,213.04	5,407,065.12
	319,609,922.37	240,725,899.53
	106,670,000.00	80,000,000.00
	246,167,363.03	64,080,863.03
	13,268,619.53	8,449,796.84
	119,417,575.85	76,048,171.60
	485,523,558.41	228,578,831.47
	805,133,480.78	469,304,731.00

3

	642,468,424.30	479,658,113.72
	642,468,424.30	479,658,113.72
	587,333,325.19	429,174,866.99
	488,059,534.75	365,821,266.16

	3,204,808.38	3,983,766.91



	3,159,662.70	3,725,630.32
	11,087,828.01	7,779,009.11

2.		
3.		
4.		
5.		

[Redacted]

[Redacted]

[Redacted]

	257,011,803.32	194,824,651.02

	4,177,560.00	14,040,637.87
	290,461,271.88	62,610,637.87
	63,223,941.35	18,172,094.91
	2,565,747.64	1,969,706.17

	28,000.00	
	90,000,000.00	
	90,619,082.20	
	5,845,094.99	9,569,042.04
	190,000,000.00	
	195,845,094.99	9,569,042.04
	-105,226,012.79	-9,569,042.04
	219,143,000.00	
	67,140,711.88	48,570,000.00
	4,177,560.00	14,040,637.87
	290,461,271.88	62,610,637.87
	63,223,941.35	18,172,094.91
	2,565,747.64	1,969,706.17
	16,922,157.89	27,052,021.04
	82,711,846.88	47,193,822.12
	207,749,425.00	15,416,815.75
		-278,282.18
	78,565,179.56	8,417,909.45
	13,998,592.35	5,580,682.90
	92,563,771.91	13,998,592.35

	80,000				64,080,		7,161.7		8,449,7		75,611,		228,149
	,000.0				863.03		6		96.84		241.25		,062.88
	0												

2													
3													
4													

	80,000				64,080,		711.83		4,901,5		32,446,	181,429
	,000.0				863.03				24.76		131.56	,231.18
	0											
							6,449.9		3,548,2		43,165,	46,719,
							3		72.08		109.69	831.70
							6,449.9				46,713,	
							3					

									4,818,822.69	-4,818,822.69	
1									4,818,822.69	-4,818,822.69	

									.08	448.75	0.83
										35,482,720.83	35,482,720.83
										720.83	0.83

2007 4 5 2015 5 7 2017 5
19 ([2017]764) 2017 6 22

2017 12 31 10,667.00 10,667.00
5 A B A

) ()

91440300799218456D

2017 12 31 2018 4 26

1

15

2

1

A
B
C
D

7

8

9

1

2

10

1

2

a

6HED0N3H3MCU4p0
,0Cq17C 0,0

3

4

5

	0.00%	0.00%

3

12

1

2

3

4

5

13

- 1
- 2

14

- 1

2

3

3

4

19

20

21

1

	3	
	5	
	30	

2

v

22

23

1

2

3-15

24

1

2

3

4

25

26

v

4G

2

29

1

2

30 /

31

1

2

1

100%

		17% 6%
		7%
		15% 25% 16.5%
		3%

	5,115.10	502.00
	97,559,677.05	14,318,351.89
		3,425,962.21
	97,564,792.15	17,744,816.10
	915,868.31	11,148.82

ETEMC QQq371.26 ref*57.06 560.82 0.7258 108 ref*E1406 560.82 0.7253.46 ref*56.34 596.26 0.7253.46 ref*5

		1,667,560.00
		1,758,402.21
		3,425,962.21

	14,422,125.63
	14,422,125.63

3

	23,770,763.72	
		37,090,196.37
	23,770,763.72	37,090,196.37

4

--	--

5**1**

1			
1	203,895,893.75	10,194,794.71	5.00%
1 2	1,778,121.78	177,812.18	10.00%
2 3	1,171,931.12	585,965.56	50.00%
3	109,349.23	109,349.23	100.00%
	206,955,295.88	11,067,921.68	

2	25,164,109.04	12.14%	
3	25,001,250.00	12.06%	
4	19,976,345.83	9.64%	
5	17,901,641.06	8.64%	
	125,913,014.35	60.75%	

5

6

6

1

1	16,114,102.49		13,157,454.86	100.00%
1 2	1,872,944.55			
	17,987,047.04	--	13,157,454.86	--

1

2

1	7,651,170.58	42.54%
2	4,522,733.00	25.14%
3	2,308,326.54	12.83%
4	1,372,182.00	7.63%
5	710,822.95	3.95%
	16,565,235.07	92.09%

7

1

|

	4,040,558.81	100.00%	379,488.85		3,661,069.96	2,560,962.60	100.00%	152,664.98		2,408,297.62
--	--------------	---------	------------	--	--------------	--------------	---------	------------	--	--------------

--	--	--	--	--	--	--	--	--	--	--

4

	3,807,309.78	2,307,978.64
	134,112.22	134,680.91
	99,136.81	118,303.05
	4,040,558.81	2,560,962.60

5

1		1,343,846.00	1	33.26%	67,192.30
2		776,468.00	2	19.22%	67,210.00
3		500,000.00	1- 2	12.37%	50,000.00
4		471,781.78	1	11.68%	23,589.09
5		200,000.00	1- 2	4.95%	20,000.00
	--	3,292,095.78	--	81.48%	227,991.39

6

--	--	--	--	--

7

8

10**1**

	10,512,213.66	39,379.34	10,472,834.32	8,230,934.77	35,210.06	8,195,724.71

2



18

1

1.	356,322.64	38,224,814.99	1,605,670.72	1,190,408.60	41,377,216.95
	203,427.00	11,653,489.90	512,077.32	527,406.02	12,896,400.24

22

--	--	--

23

1

2

24

25

1

1.				1,104,131.09	6,305,600.00	7,409,731.09
2.						

4.				2,185,541.36	6,305,600.00	8,491,141.36
1.				951,709.48	6,196,279.31	7,147,988.79
2.				264,067.01	109,320.69	373,387.70
1				264,067.01	109,320.69	373,387.70
3.						
1						
4.				1,215,776.49	6,305,600.00	7,521,376.49
1.						
2.						

29

/

1

	13,052,046.00	1,958,007.27	9,871,922.68	1,481,631.52
	6,661,867.56	1,122,181.23	1,877,052.87	469,263.22

	1,488,040.88	161,040.88
	857,468.90	155,126.13
*	2,434,197.61	2,683,858.93
	4,779,707.39	3,000,025.94

*2013 1 24

2014 1 2028 9

3,682,504.19	2,683,858.93		0.02	249,661.30	2,434,197.61
	2,683,858.93		0.02	249,661.30	2,434,197.61

31

1



32

--	--	--

33**34**

	32,683,681.08	5,558,526.49
	32,683,681.08	5,558,526.49

0.00

35**1**

--	--

36

1

1	1	5,609,211.77	5,240,542.51

3	53,900.72	2,538,874.14	2,521,169.23	71,605.63
	47,034.06	2,017,743.37	2,001,612.10	63,165.33
	2,353.03	242,742.03	242,880.78	2,214.28
	4,513.63	278,388.74	276,676.35	6,226.02
4	152,859.00			

	196,685.38	
	196,685.38	

--	--	--

40

--	--	--

1

41

1

	1,880,404.91	1,548,518.34
	2,185,474.75	1,659,010.89
	4,065,879.66	3,207,529.23

2

1

--	--	--

42

--	--	--

43

		302,807.03
	1,228,852.75	7,241,286.99
	1,228,852.75	7,544,094.02

1

	734,757.72	3,038,762.54
		2,382,862.13
	512,674.19	2,194,458.96
	1,247,431.91	7,616,083.63

2

	14,002.66	125,588.94
		114,426.53
	4,576.50	134,781.17
	18,579.16	374,796.64

44

	663,879.48	315,885.11
	1,296,400.23	1,330,390.44
	1,960,279.71	1,646,275.55

45

1

		2,351,134.32
		2,351,134.32

46

1

--	--	--

2

3

4

47

1

	0.00	1,235,842.97

48

1

--	--	--

2

--	--	--

--	--	--

--	--	--

49

--	--	--	--	--	--

50

--	--	--	--

51

	1,820,087.83	2,510,000.00	953,874.79	3,376,213.04	
	1,820,087.83	2,510,000.00	953,874.79	3,376,213.04	--

								/
*1	784,090.91					136,363.63	647,727.28	
*2	1,035,996.92	2,510,000.00		289,995.30		527,515.86	2,728,485.76	
	1,820,087.83	2,510,000.00		289,995.30		663,879.49	3,376,213.04	--

*1 2013 12 16

100.00

2016

*2 2015

2015

209

2015 12 28

141.00

2015

2017 3 31

251

		2017	764		2017	6	22
A	2,667		1	8.96			238,963,200.00
30,206,700.00		208,756,500.00		182,086,500.00			

56

--	--	--	--	--	--

57

10%

60



63

	4,832,770.49	3,536,611.29
	3,056,912.76	2,640,024.04
	2,272,551.88	633,634.86
	558,365.31	445,507.14
	135,847.73	58,460.62
	25,640.74	386,158.16
	205,739.10	78,613.00
	11,087,828.01	7,779,009.11

65

	2,624,499.51	2,582,395.08
	181,851.08	69,447.22
	-304,567.16	1,318,894.84
	473,698.24	1,082,543.14
	389,080.00	255,037.42
	3,000,859.51	5,169,423.26

66

	2,713,744.93	1,434,176.91
	848,680.14	731,272.88
	3,562,425.07	2,165,449.79

67

69

		-55,641.20
		-55,641.20

70

		136,363.63
2015		179,521.49
2016		289,995.30
		1,000,000.00
2017		206,909.82
		2,120,000.00
MIFI		2,530,000.00
		200,000.00
		20,910.00
		4,000.00
		6,687,700.24

71

			5,083,184.14

	--	--	--	--	--		5,083,184.14	--
--	----	----	----	----	----	--	--------------	----

72

	250.55	43,642.49	250.55
	70,699.46	760,038.75	70,699.46
	70,950.01	803,681.24	70,950.01

76

1



	--
	--

	--
	--
	--

	97,564,792.15	14,318,853.89
	5,115.10	502.00
	97,559,677.05	14,318,351.89
	97,564,792.15	14,318,853.89

1 2018 3

2 2018 3

3 2018 3

79

1

		--	--	1,941,947.83
		295,228.95	6.5342	1,929,085.01
		15,387.99	0.8359	12,862.82
		--	--	17,779.57

1

1

2

--	--	--	--	--	--	--	--	--

3


--	--	--	--	--	--	--	--	--

5

6

2

1



3

4

5


6

1

2

1

2



3

1



20%

20%

	196,685.38			196,685.38
	157,636,079.78			157,636,079.78
	4,065,879.66			4,065,879.66
	1,228,852.75			1,228,852.75

--	--	--	--	--	--

4

--	--	--	--	--

	20,000,000.00	2016	11	21	2019	11	21
	40,000,000.00	2016	08	04	2019	08	31
	50,000,000.00	2016	10	28	2019	10	28
	1,170,000.00	2015	06	16	2019	04	21

	2,326,304.79	2,027,806.58
--	--------------	--------------

8**6****1**

2

3

4

5

1

1 2017 12 31

2

1

2

3

1

--	--	--	--

2

	10,667,000.00
	0.00

3

4

2018 1 31

1,000

2018 3

1

1

--	--	--	--

2

--	--	--

2

3

1

2

4


5

--	--	--	--	--	--	--

6

1

2



3

4

7

8

21.58%


9.37%

46,336,000.00

10,000,000.00

1

1



|

|

3



	12,125,3 90.34	100.00%	345,382. 93	2.85%	11,780,00 7.41	4,520,5 52.45	100.00%	144,233.8 6	3.19%	4,376,318.5 9
	12,125,3 90.34	100.00%	345,382. 93		11,780,00 7.41	4,520,5 52.45	100.00%	144,233.8 6		4,376,318.5 9

1			
1	1,686,894.42	84,344.73	5.00%
1 2	1,533,157.00	153,315.70	10.00%
2 3	136,333.00	68,166.50	50.00%
3	39,556.00	39,556.00	100.00%
	3,395,940.42	345,382.93	

	8,729,449.92	

3

--	--

--	--	--	--	--	--

4

	3,301,378.00	2,270,478.64
	25,627.54	21,470.27
	8,798,384.80	2,228,603.54
	12,125,390.34	4,520,552.45

5

1		8,729,449.92	1	71.99%	
2		1,343,846.00	1	11.08%	67,192.30
3		776,468.00	2	6.40%	67,210.00

4

7

8

3

4



	-54,881.15	
	1,076,173.12	
	6,092,086.97	--

1

1

2

		/	/
	15.61%	0.60	0.60
	13.92%	0.54	0.54

3

2017